



Year 3
Bronte and Dahl
Curriculum Map
Autumn 2
2018





English

We are continuing to use the Power of Reading and aim to develop reading for pleasure further

Our class text for this half term is 'The Pebble in my pocket'.

We aim to:

- use story mapping techniques to draw out the main points of a narrative
- Use pictures and images to generate similes, metaphors and descriptive language
- write a narrative using new grammatical and language skills acquired.

Science - Rocks and Fossils

Comparing and grouping together different kinds of rocks on the basis of their appearance and simple physical features. Describing in simple terms how fossils are formed.

Recognising that soils are made from rocks and organic matter.

Making links, where appropriate to our previous topic on the Stone Age.



Maths

Mental and written strategies for addition and subtraction and multiplication and division.

We will focus on practising, application of number, reasoning and problem solving throughout each lesson.



Music

Pupils will learn to use their voices expressively and creatively by singing songs and speaking chants and rhymes.

Religious Education: Christianity.

Key aspects of Christian Faith
Origin, special places and festivals.
Symbols, holy book and main beliefs.



MFL: French.

This half term pupils will be learning about vocabulary round the classroom and about their families.



PSHE: Celebrating Differences.

Acceptance, including others, help someone who is being bullied, solving problems and using kind words.



Educational Visit:

End of term Pantomime



REMINDERS



Homework:

Reading

✓ x3 per week (adult and independent).

Maths and English

✓ daily practice sheets Monday-Thursday

✓ One Longer weekly sheet on a Friday due in on a Monday.

✓ Spellings will be tested on Fridays.

▶ We encourage children to bring in a piece of fruit or other healthy snacks for break time.

▶ Water bottles for the children to drink from during the day can be kept under their desks and filled up in school.

▶ Please remind children to bring bottles home every day to be washed and refilled though!





Why Your Child Can't Skip Their 20 Minutes of Reading Tonight

James

reads 20 minutes per night,
5 times per week



Travis

reads only 4 minutes per night
...or not at all



In one week:

100

minutes of reading



20

minutes of reading

In one month:

400

minutes of reading



80

minutes of reading

In one school year (9 months):

3600

minutes of reading




720

minutes of reading

By the end of eighth grade:

28,800

minutes of reading



5760

minutes of reading

Which student would you expect to read better?
Which student would you expect to know more?
Which student would you expect to write better?
Which student would you expect to have a better vocabulary?
Which student would you expect to be more successful in school and life?
How do you think each student will feel about himself as a learner?



GREER GENIUS
BRILLIANT DESIGN & DEVELOPMENT

Alternatives to reading a novel:

- ✓ Reading a child-friendly magazine or newspaper
- ✓ Reading a non-fiction book
- ✓ Reading suitable web pages on a PC or tablet
- ✓ Reading suitable leaflets or pamphlets
- ✓ Sharing a story with a younger sibling
- ✓ Discussing what they have read with an adult
- ✓ Interactive stories online

HOW CAN I SUPPORT MY CHILD AT HOME?

Reading

Ensure you hear your child read every day and record this in their reading record. Encouraging your child to take responsibility for being heard reading and completing the reading record will develop their independence skills.

Please make sure to sign your child's reading record when you have heard them read, as we use your signatures to help your child work towards their 'Reading Rocks' achievements.

Reading can take a variety of forms. They can read their given reading books, or another book that interests them. Passion for reading should be encouraged and the opportunity to begin reading larger novels is appreciated. A list of suitable novels is available here:

<http://www.booktrust.org.uk/books/children/booklists/242/>

<p>Rainbow Write</p> <p>First, write the words in pencil. Then trace over them in two different colors.</p>	<p>Silly Sentences</p> <p>Write silly sentences using a spelling word in each sentence. Underline the spelling words and write neatly!</p>	<p>Hidden Words</p> <p>Draw and color a picture. Hide your spelling words inside the picture. See if someone can find your hidden words!</p>	<p>Backwards Words</p> <p>Write your spelling words forwards and then backwards! Remember to write neatly!</p>
<p>Waterfall Words</p> <p>Example: c ca cat catc catch</p>	<p>ABC Order</p> <p>Write your spelling words in ABC order. If words start with the same letter, look at the next letter.</p>	<p>Story, Story</p> <p>Write a story using ALL of your spelling words. Be sure to underline your spelling words in the paragraph.</p>	<p>Fancy Words</p> <p>Write your words using fancy letters 2x! Example: <i>catch</i> <i>catch</i></p>
<p>Three Times</p> <p>First, write each word in pencil. Then, write each word in crayon. Finally, write each word in marker!</p>	<p>Adding My Words</p> <p>Vowels are 10 and consonants are 5. Write your words and then add the value of each word. Ex. cat 5+10+5=20</p>	<p>Riddle Me</p> <p>Write a riddle for each of your words. Don't forget to answer them. Ex: I am cute. I wear diapers. Answer: baby</p>	<p>Rhyming Words</p> <p>Write each of your spelling words with a rhyming word next to them. Ex: cut shut</p>
<p>Code Words</p> <p>Come up with a code for each letter of the alphabet. Then write your words in code. Ex: A = ☿ B = ■ C = ● Write out the word.</p>	<p>UPPER and Lower</p> <p>Write your words one time with all uppercase letters and one time with all lowercase letters.</p>	<p>Colorful Words</p> <p>Write each of your spelling words. Write each letter using a different color. Ex. c a t</p>	<p>Choo Choo Words</p> <p>Write the entire list end-to-end as one long word. Write each new word in a different color. Ex. trainbackstop</p>
<p>Magazine Words</p> <p>Use an old magazine or newspaper and find your words or letters that make up words. Glue them down.</p>	<p>Words Within Words</p> <p>Write each spelling word and then write at least two words made from that word. Ex: catch cat hat</p>	<p>Words Without Vowels</p> <p>Write all of your words replacing vowels with a line. Go back and see if you can fill in the vowels.</p>	<p>Other Handed</p> <p>First, write your words with the way you usually do. Then, write the list using your other hand!</p>